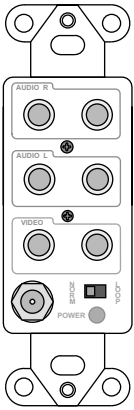


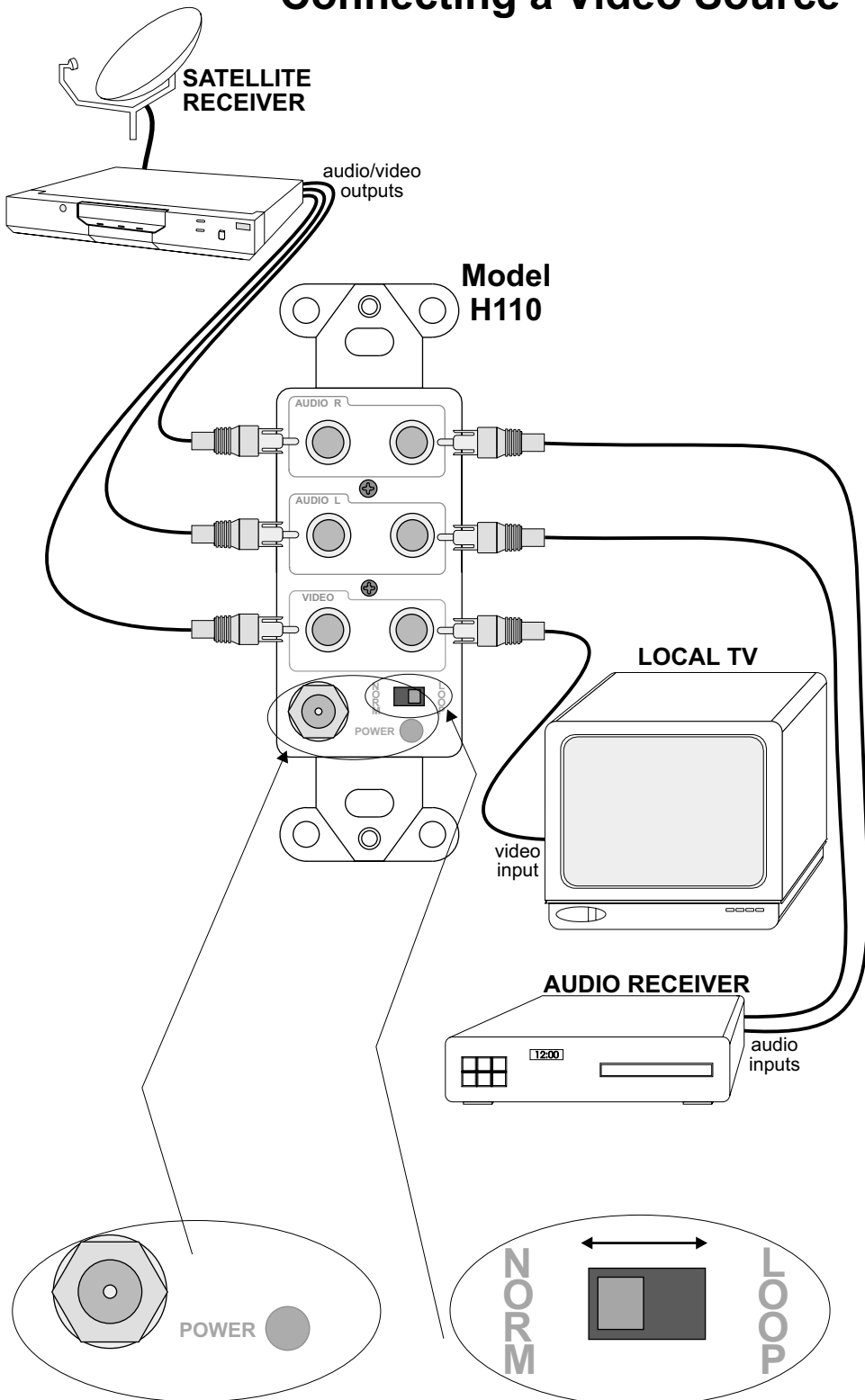
ChannelPlus Video Wall Plate

The H110 video wall plate provides an easy way to add a new TV channel to your existing television channels. The H110 connects to one of its companion channel injectors (H511HHR or H511BID) via a single run of CAT-5 wire - no coax is needed. Use the H110 with any video/audio source. The H110 provides switchable 75ohm or Hi-Z termination and loop-through capability. The "looped" video can be fed to a local monitor or VCR.



Note: The H110 is not a standalone video interface. Use only with an H511 channel injector.

Connecting a Video Source



POWER:
When the H110 is wired to the H511HHR or H511BID, both units can be powered from either location. The H110 does not come with its own power supply - to power the system from the H110, use the power supply provided with the H511.

The green power LED will be lit showing active power when the power supply is plugged into either the H110 or the H511.

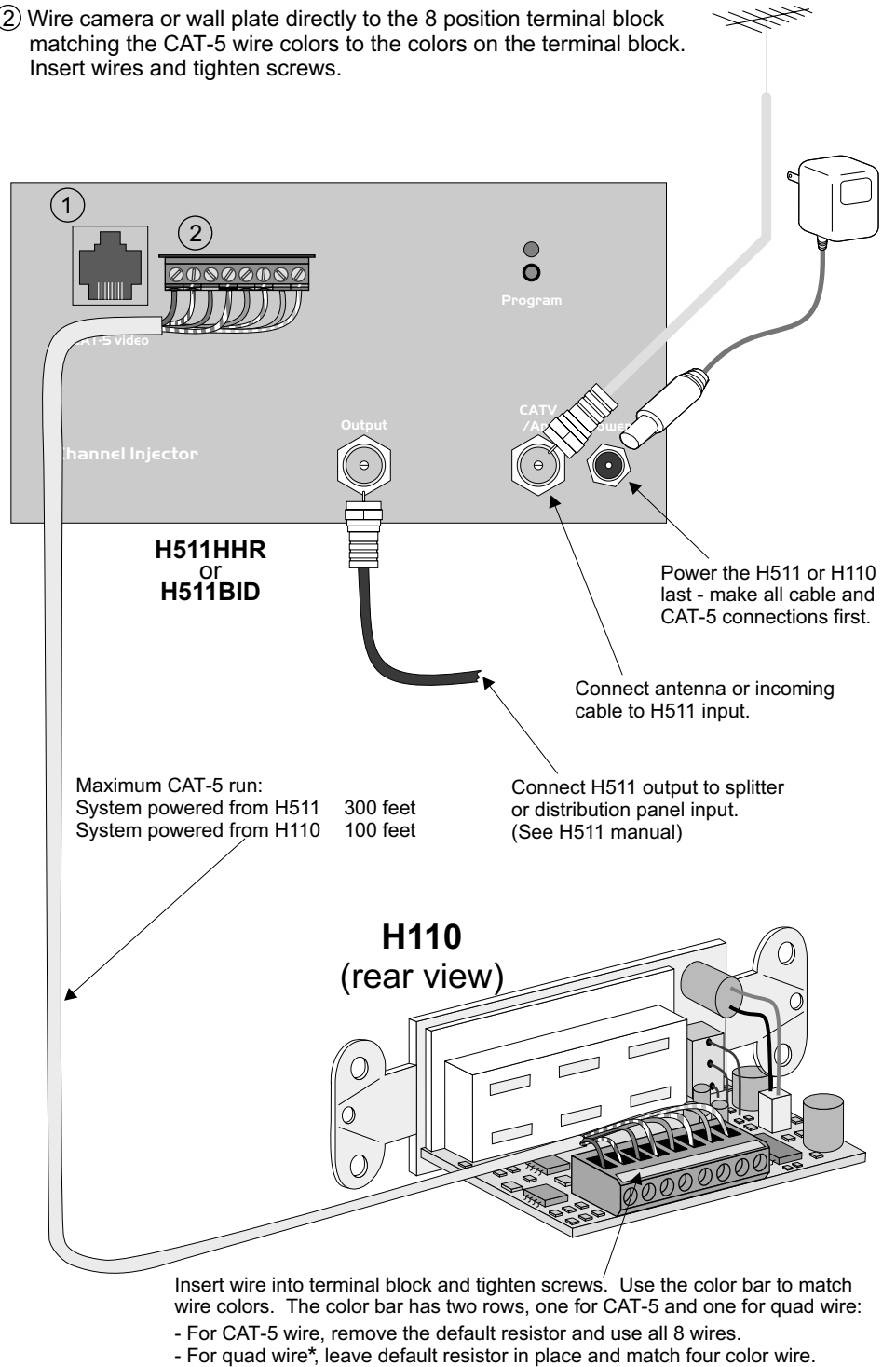
NORM:
Select NORM when a television or a/v receiver is not used at the wall plate to view the connected source. The NORM position terminates the video source with 75Ω.

LOOP:
Select LOOP when a television or a/v receiver is connected to the wall plate to view the connected source. The LOOP position leaves the source unterminated - the local monitor will provide termination.

Typical Installation

Connect the H110 wall plate using only *one* method:

- ① Terminate cable with a CAT-5 jack and connect to the H511 using supplied RJ45 jumper. (Also see example H628 manual)
- ② Wire camera or wall plate directly to the 8 position terminal block matching the CAT-5 wire colors to the colors on the terminal block. Insert wires and tighten screws.



*The H110 was designed to work with CAT-5 wiring. Although the system will function with quad wire, CAT-5 delivers the highest quality picture. CAT-5 allows the use of an automatic line length sensor and picture compensator. Quad wire does not take advantage of this enhancement.

DECLARATION OF CONFORMITY

THIS DEVICE COMPLIES WITH PART 15 OF THE FCC RULES. OPERATION IS SUBJECT TO THE FOLLOWING TWO CONDITIONS: (1) THIS DEVICE MAY NOT CAUSE HARMFUL INTERFERENCE, AND (2) THIS DEVICE MUST ACCEPT ANY INTERFERENCE RECEIVED, INCLUDING INTERFERENCE THAT MAY CAUSE UNDESIRABLE OPERATION.

Installation requirements:

FCC classifies this product under part 15 of its rules as a "television interface device". Systems designed using television interface devices have the following legal requirements:

- 1) The modulated channel signal strength may not exceed 15.56dBmV at any television. *Federal Regulation 47CFR15.115(b)(1)(i).*
- 2) If an antenna is used in the system, the modulated channel signal strength may not exceed -51dBmV at the antenna input port. *Federal Regulation 47CFR15.115(c)(4).*

For the Installer:

Any system you design must comply with these regulations. As the installer, you are responsible. The H110 (when used with an H511) has the necessary characteristics to comply with the above requirements as designed without additional accessories. The H511HHR is suitable for use with an antenna or with CATV systems. The H511BID is suitable for use with CATV systems only.

Good ...
 Typical room - phone, TV
 Media center - phone, satellite receiver, AV modulators
 Home office - phone, TV, cable modem
 Better ...
 Typical room - phone, TV, ethernet
 Media center - phone, TV, ethernet, satellite receiver, AV modulators
 Home office - phone, TV, ethernet, cable modem
 Best ...
 Typical room - phone, TV, ethernet, satellite receiver
 Media center - phone, TV, ethernet, satellite receiver, AV modulators, hi-speed data
 Home office - phone, TV, ethernet, satellite receiver, cable modem, hi-speed data

	Good	Better	Best
Typical Room	1 Cat-5 1 RG-6	2 Cat-5 1 RG-6	2 Cat-5 2 RG-6
Media Center	1 Cat-5 3 RG-6	2 Cat-5 3 RG-6	3 Cat-5 3 RG-6
Home Office	1 Cat-5 2 RG-6	2 Cat-5 2 RG-6	3 Cat-5 3 RG-6

Wiring a house for OpenHouse
 The cables in an OpenHouse run from the various rooms of the house directly to the service center location. (This is known as 'home run' wiring.) Two types of wire are used for communication and entertainment: Cat-5, 4-UTP (4 Unshielded Twisted Pairs) wire handles data or 1 to 4 telephone lines. RG-6 coax handles television (antenna or cable), satellite dish, cable modem, or AV modulator signals. (An AV modulator creates new TV channels for front door camera, DVD player, a VCR or a satellite receiver.)
 We recommend the following pre-wire schemes. Run these wires from the service center to the rooms indicated.



www.channelplus.com

Warranty

Multiplex Technology, Inc. warrants this product to be free from defects in materials and workmanship for a period of one year from the date of purchase or MTI will repair, or at its option, replace the defective product. To obtain warranty service, call MTI for a return material authorization (RMA) number and return the product prepaid

Attention: Customer Service. Please put the RMA number on the outside of the carton.

Any implied warranty arising from the sale of the product including implied warranties of merchantability and fitness for purpose are limited to the warranty stated above. MTI shall not be responsible for losses or damages or expenses, whether direct, consequential or incidental arising from the use of or the inability to use this product. Some states do not allow limitations on how long the implied warranty lasts or the exclusion or limitation or incidental or consequential damages, so the above limitations and exclusions may not apply to you. This warranty gives you specific legal rights, and you may have other rights which may vary from state to state.

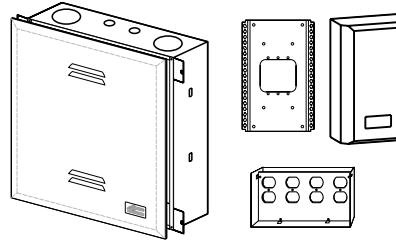


Compatible

ChannelPlus Enclosures, Modules, Accessories & Wall Plates

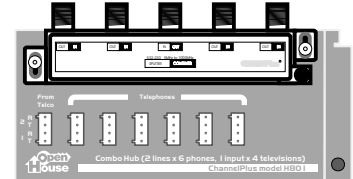
Service center enclosures

A full line of OpenHouse compatible enclosures, from simple, inexpensive mounting plates to high capacity in-wall cabinets. AC outlets can be mounted inside the cabinets using a UL listed accessory.



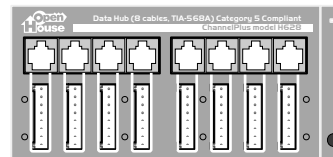
Starter systems

RF splitters and telephone punch downs. When it is time to upgrade, just snap this module out and replace with one of more of the more sophisticated units.



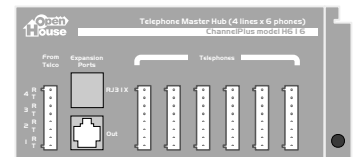
Data hubs

Termination blocks for the CAT-5 cables, Ethernet hubs. Bring the Internet to any room in the home. Or create a home data network.



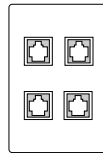
Telephone hubs

Connections for 1-4 phone lines to every room. Starter hub adds RJ-31X jack for security system dialer.



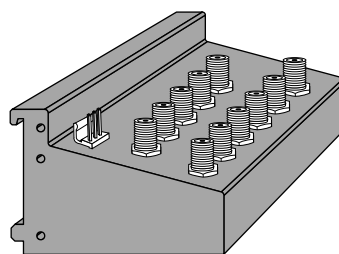
Wall plates

Wall plate systems for all rooms. The typical room gets TV and telephone. The Home office wall plate adds data ports. The media center wall plate adds satellite feeds.



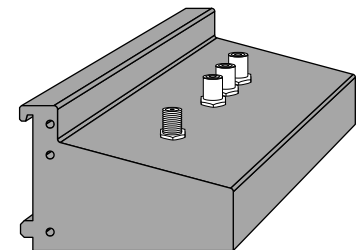
Coax panels

Distribute antenna or cable TV to every room of the house. Some models include bi-directional amplifiers for interactive cable systems. Some models include modulator inputs and IR engines.




AV modulators (for service center)

Create a new TV channel for a front door camera. Some models feature Cat-5 input connections.



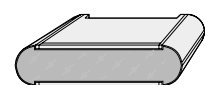
AV modulators (for media center)

Create new TV channels for DVD, VCR, or a satellite receiver. These modulators sit in the media center. Some offer true MTS stereo.



IR Accessories

Control video devices from any room.



New ChannelPlus products are added all the time. Visit our website to learn more: www.channelplus.com