

Important Safety Instructions



**READ ALL INSTRUCTIONS CAREFULLY BEFORE
INSTALLING OR USING THE DMC1 SYSTEM**

**THE dmc1CD MUST BE INSTALLED BY A M&S SYSTEMS DEALER
OR INSTALLERS, AND MUST CONFORM TO ALL LOCAL
BUILDING AND ELECTRICAL CODES.**

Warning: always follow these safety instructions.

Retain these instructions for future system reference.

- Adhere to all warnings on the dmc1CD and in these instructions. Follow all operating and installation instructions.
- **CAUTION:** These installation and servicing instructions are for use by qualified personnel only. To reduce the risk of electric shock, do not perform any servicing other than that contained in the operating instructions unless you are qualified to do so.

	CAUTION RISK OF ELECTRICAL SHOCK DO NOT OPEN	
CAUTION: TO PREVENT ELECTRICAL SHOCK DO NOT REMOVE COVER. NO USER-SERVICABLE PARTS INSIDE. REFER TO QUALIFIED SERVICE PERSONNEL.	ADVERTISSEMENT: HAUTE TENSION A L'INTERIEUR DANGER POUR PERSONNES NON QUALIFIEES.	

dmc1CD

Installation Instructions

- **DO NOT** attempt to service the dmc1CD yourself as opening or removing covers may expose you to dangerous voltage or other hazards. Refer all servicing to qualified service personnel.

The lightning flash with arrowhead symbol within an equilateral triangle is intended to alert the user to the presence of uninsulated “dangerous voltage” within the product’s enclosure that may be of sufficient magnitude to constitute a risk of shock to persons.

The exclamation point within an equilateral triangle is intended to alert the user to the presence of important operating and maintenance (servicing) instructions in the literature accompanying the product.

- Finish out the dmc1CD system after the application of wall covering material.
- **Do** ensure that all rough-in instructions have been followed before power is applied to the dmc1 system.
- **Do not** over-tighten the screws for the dmc1CD player as the plastic face panels may crack or strip out.
- Use only M&S Systems certified replacement parts and have them installed by an M&S Systems dealer or installer. Unauthorized substitutions can result in fire, electric shock, or other hazards.
- Upon completion of any service or product repair, have the M&S Systems dealer or installer conduct a safety check to ensure the system is in proper operating condition.
- Use only a damp cloth to clean the dmc1CD player. Do not use liquid cleaners or aerosol cleaners.

M&S audio products are backed with more than 50 years of experience in the design and manufacture of precision acoustical equipment for the home. To ensure that the homeowners receives the high-quality music and voice reproduction that the system is designed to deliver, it is important that each step of the installation be done carefully. In the event you need troubleshooting assistance, please call our technical staff at 1-800-421-1587.

dmc1CD Installation Instructions

Installing the dmc1CD

The finish out installation of the dmc1CD should be made after the application of wall covering material. These instructions should be used in conjunction with the dmc1 master unit's finish out instructions. The dmc1CD should be installed prior to the finish out of the dmc1 master.

Tools required:

- #2 Phillips screwdriver

Connect the audio cables to the audio outlets of the dmc1CD player. Note: These cables will be connected to the dmc1 master upon finish-out of the master. The audio cables are shipped with the dmc1HC wall housing.

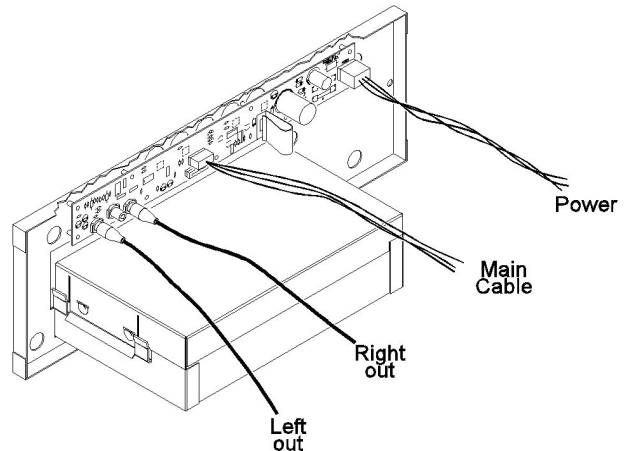


Figure 1 - dmc1CD wiring connections

After connecting the audio cables connect the power cord from the TE2C transformer to the power connector on the dmc1CD.

Ensuring that nothing is between the CD player and the back of the wall housing (including cables), place the dmc1cd player into the lower opening of the dmc1F frame. Use the screws provided to secure the unit in place.

Follow the instructions provided with the dmc1 master to complete the finish-out of the system.

M&S Systems 2-Year Warranty

M&S Systems warrants its products to be free of defects for 2 years. Except for the AirVac Gold power units. The warranty period begins on either (a) the date of purchase or installation date of this product or (b) the date of closing on a new residence in which this product was originally installed. The warranty extends to the original user of the product and to each subsequent owner of the product during the term of the warranty. M&S will repair or replace, at its option, parts and materials at no charge. Parts supplied under this warranty may be new or rebuilt at the option of M&S Systems.

If during the warranty period the product appears to have a defect, please call our toll free service number (800-421-1587) prior to dismantling. Dismantling the product prior to calling our service number may void the warranty. Before returning any product to M&S Systems, obtain a Return Authorization Number (RAN) from our service department. M&S Systems will return the repaired product freight prepaid within the continental United States. ANY PRODUCT RETURNED TO M&S SYSTEMS WITHOUT A RAN NUMBER WILL BE REFUSED.

This limited warranty is in lieu of any other warranties, express or implied, including any implied warranty of merchantability or fitness for a particular purpose or otherwise, and of any other obligations or liability on the seller's part. This limited warranty does not cover damage caused by improper installation, acts of God, criminal acts, the violation of applicable building or electrical codes or the use of non-M&S wire, cable (excluding CAT5 and RG-6) or wall housings.

Under no circumstances shall M&S Systems be liable for consequential, incidental or special damages arising in connection with use, or inability to use this product. In no event shall M&S Systems liability hereunder exceed the cost of the product covered hereby. No person is authorized to assume for us or obligate us for any other liability in connection with the sale of this product. Some states do not allow the exclusion or limitation of consequential, incidental or special damages, so the above limitation or exclusion may not apply to you. This limited warranty gives you specific legal rights, and you may also have other rights, which vary from state to state.

116000 B